



The South Carolina Silent Witness Story

Report on Domestic Violence Homicide Victims from 2013

Sarah Peters
October 7, 2014

This year's ceremony will mark the seventeenth anniversary of Silent Witness.

In 2013, there were a total of 46 people murdered by a household member, according to the South Carolina¹² definition. Of those 46 people, 38 were women, constituting 83 percent of the total, and 8 were men, constituting 17 percent of the total.

The demographics of the victims were as follows: 65 percent were White, 33 percent were African American, and 2 percent were Asian. The average age of these victims was 41 years old.

The Office of the Attorney General, through its S.T.O.P. Violence Against Women program, collected the data by contacting every sheriff's office, coroner's office, police department and solicitor's office in the State. Those offices were provided with a victim information sheet to complete and asked to provide any incident reports related to domestic homicide victims. As always, these offices were gracious and provided this Office with an abundance of information. In addition, all information was cross-checked for accuracy with the records of the South Carolina Law Enforcement Division.

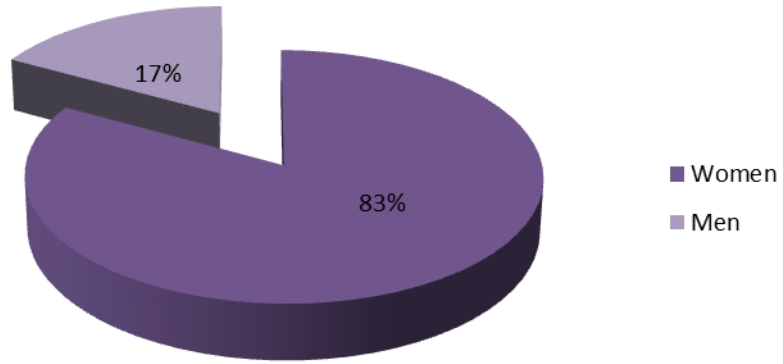
Twenty-three counties reported one or more domestic homicides for 2013.

Guns were the primary weapon used in these homicides. In 78 percent of the cases, a gunshot wound was listed as the primary cause of death. Knives were used in 13 percent of the cases; 7 percent were strangulation; and 2 percent were from asphyxiation. The courts have disposed of only eight cases. There are twenty-one trials pending, sixteen defendants have committed suicide, and two have died while awaiting trial.

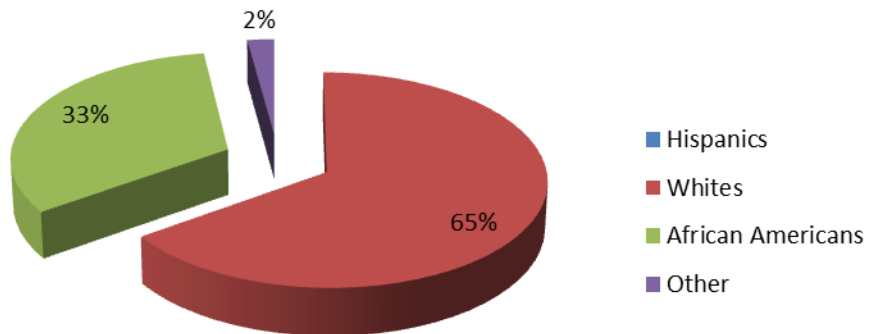
Attached to this document are county-by-county statistics and statewide graphs depicting the statistics mentioned in this report.

¹²S.C. Code §16-25-10 defines "household members" as spouses, former spouses, persons who have a child in common, or a male and female who are cohabiting or formerly have cohabited.

2013 Domestic Violence State of South Carolina Sex Differential

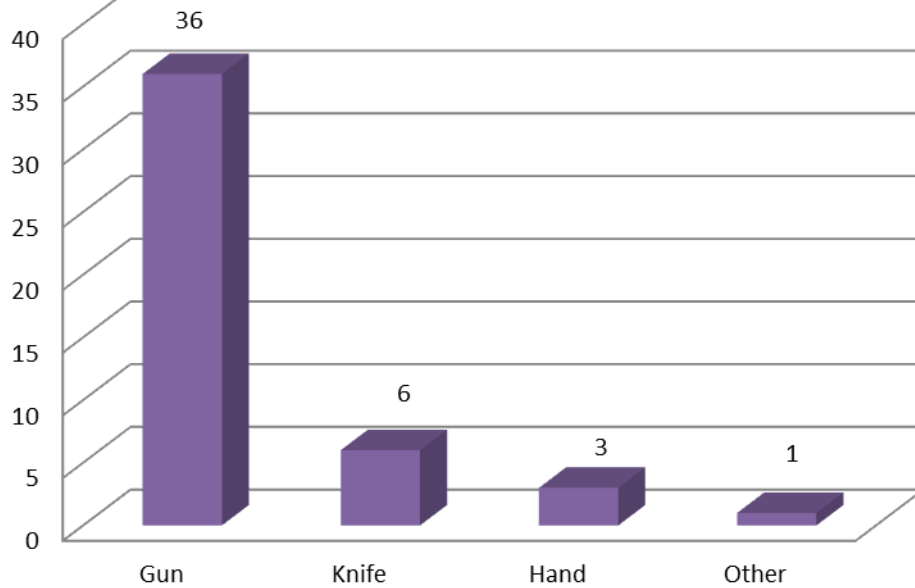


2013 Domestic Violence Homicides State of South Carolina Race Differential

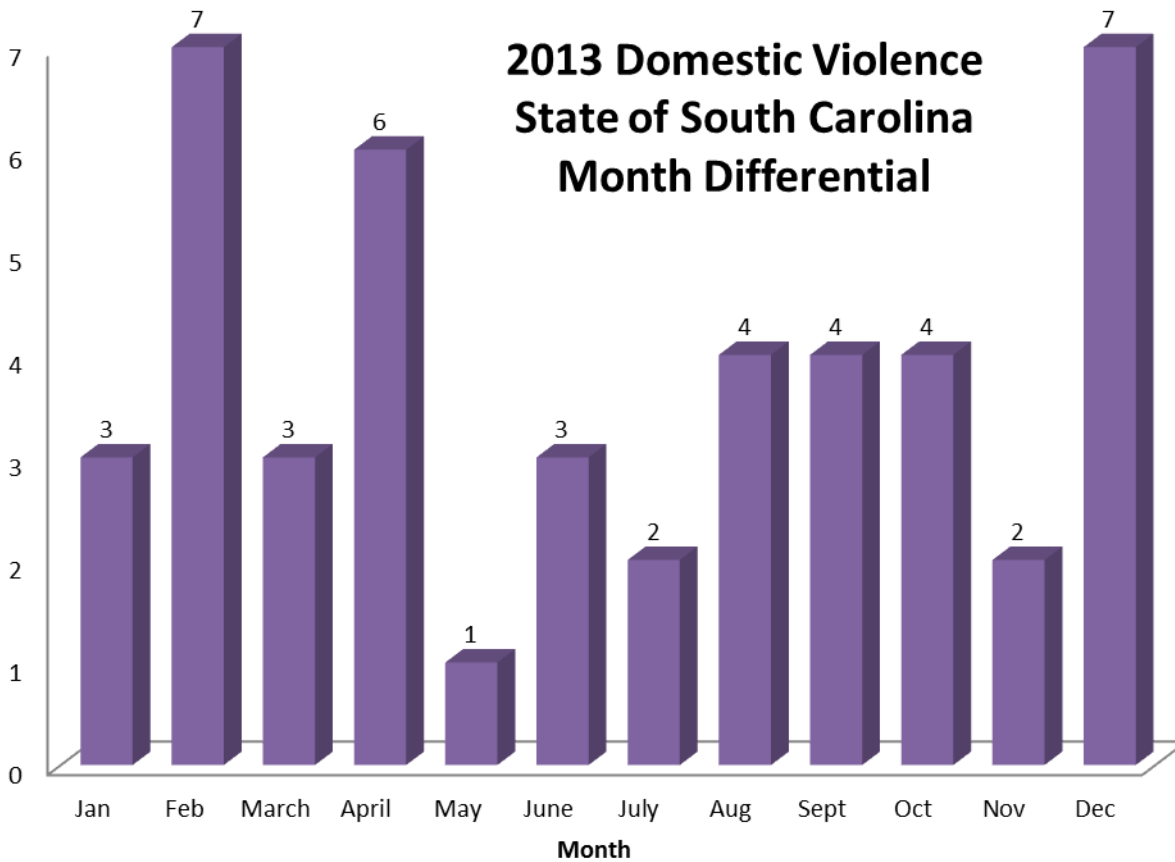


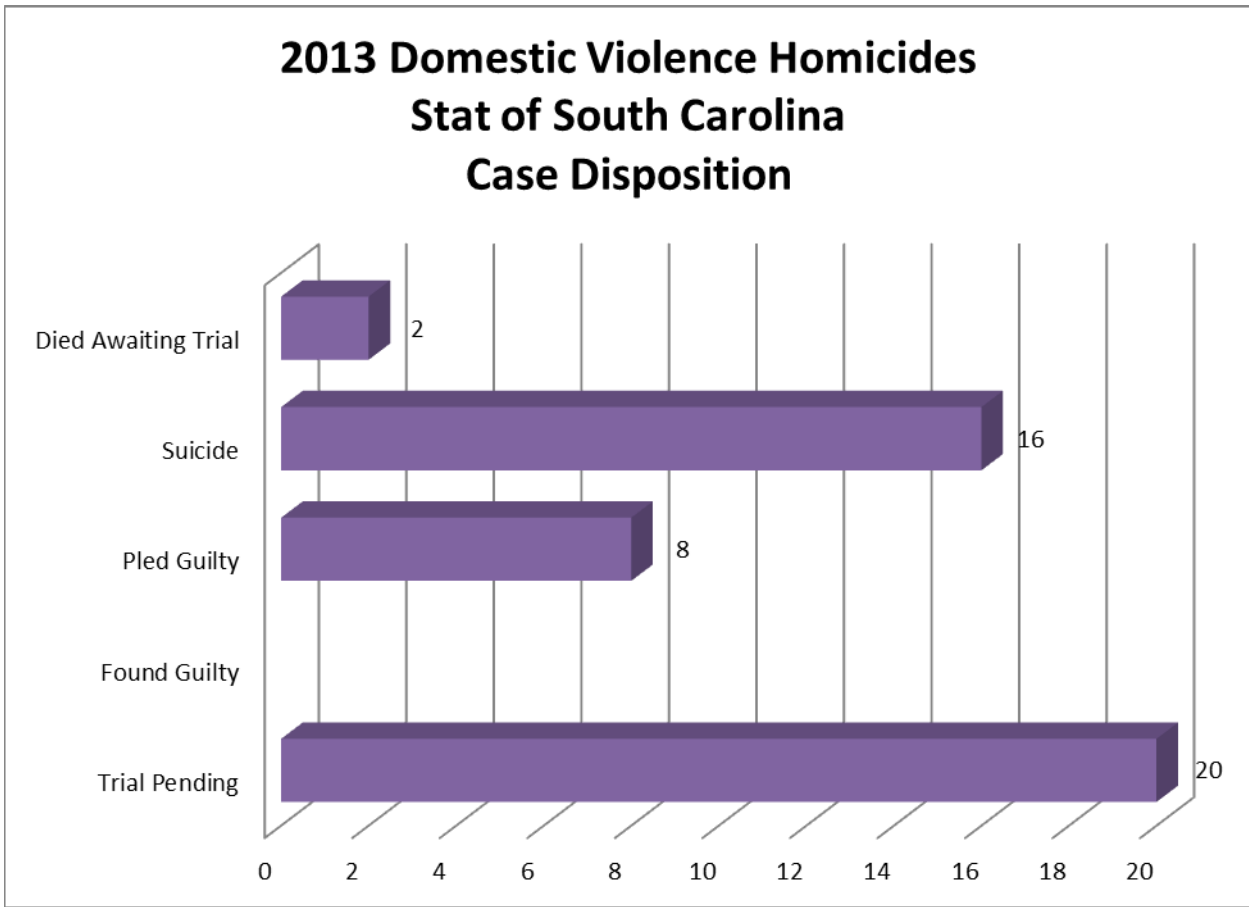
2013 Domestic Violence Homicides State of South Carolina Primary Weapon Differential

Number of Incidents



2013 Domestic Violence State of South Carolina Month Differential





County Statistics

Abbeville

Women:	0	Men:	1	Total:	1	Avg Age:	33
Whites:	1	Blacks:	0	Hispanic/Other:	0		
Gun:	1	Knife:	0	Hand/Other:	0		
Disposition:	Awaiting trial						

Aiken

Women:	0	Men:	1	Total:	1	Avg Age:	31
Whites:	1	Blacks:	0	Hispanic/Other:	0		
Gun:	1	Knife:	0	Hand/Other:	0		
Disposition:	Awaiting trial						

Allendale

Women:	0	Men:	0	Total:	0	Avg Age:	0
Whites:	0	Blacks:	0	Hispanic/Other:	0		
Gun:	0	Knife:	0	Hand/Other:	0		
Disposition:							

Anderson

Women:	3	Men:	0	Total:	3	Avg Age:	45
Whites:	2	Blacks:	1	Hispanic/Other:	0		
Gun:	3	Knife:	0	Hand/Other:	0		
Disposition:	2 guilty pleas; awaiting trial						

Bamberg

Women:	0	Men:	0	Total:	0	Avg Age:	0
Whites:	0	Blacks:	0	Hispanic/Other:	0		
Gun:	0	Knife:	0	Hand/Other:	0		
Disposition:							

Barnwell

Women:	0	Men:	0	Total:	0	Avg Age:	0
Whites:	0	Blacks:	0	Hispanic/Other:	0		
Gun:	0	Knife:	0	Hand/Other:	0		
Disposition:							

Beaufort

Women:	0	Men:	0	Total:	0	Avg Age:	0
Whites:	0	Blacks:	0	Hispanic/Other:	0		
Gun:	0	Knife:	0	Hand/Other:	0		
Disposition:							

Berkeley

Women:	1	Men:	0	Total:	1	Avg Age:	26
Whites:	1	Blacks:	0	Hispanic/Other:	0		
Gun:	0	Knife:	0	Hand/Other:	1		
Disposition:	Awaiting trial						

Calhoun

Women: 0 Men: 0 Total: 0 Avg Age: 0
Whites: 0 Blacks: 0 Hispanic/Other: 0
Gun: 0 Knife: 0 Hand/Other: 0
Disposition:

Charleston

Women: 5 Men: 0 Total: 5 Avg Age: 46
Whites: 3 Blacks: 2 Hispanic/Other: 0
Gun: 3 Knife: 1 Hand/Other: 1
Disposition: 2 committed suicide, 3 awaiting trial

Cherokee

Women: 1 Men: 0 Total: 1 Avg Age: 69
Whites: 1 Blacks: 0 Hispanic/Other: 0
Gun: 1 Knife: 0 Hand/Other: 0
Disposition: Committed suicide

Chester

Women: 0 Men: 0 Total: 0 Avg Age: 0
Whites: 0 Blacks: 0 Hispanic/Other: 0
Gun: 0 Knife: 0 Hand/Other: 0
Disposition:

Chesterfield

Women: 0 Men: 0 Total: 0 Avg Age: 0
Whites: 0 Blacks: 0 Hispanic/Other: 0
Gun: 0 Knife: 0 Hand/Other: 0
Disposition:

Clarendon

Women: 0 Men: 0 Total: 0 Avg Age: 0
Whites: 0 Blacks: 0 Hispanic/Other: 0
Gun: 0 Knife: 0 Hand/Other: 0
Disposition:

Colleton

Women: 0 Men: 0 Total: 0 Avg Age: 0
Whites: 0 Blacks: 0 Hispanic/Other: 0
Gun: 0 Knife: 0 Hand/Other: 0
Disposition:

Darlington

Women: 0 Men: 0 Total: 0 Avg Age: 0
Whites: 0 Blacks: 0 Hispanic/Other: 0
Gun: 0 Knife: 0 Hand/Other: 0
Disposition:

Dillon

Women: 0 Men: 0 Total: 0 Avg Age: 0
Whites: 0 Blacks: 0 Hispanic/Other: 0
Gun: 0 Knife: 0 Hand/Other: 0
Disposition:

Dorchester

Women: 1 Men: 0 Total: 1 Avg Age: 27
Whites: 0 Blacks: 0 Hispanic/Other: 1
Gun: 1 Knife: 0 Hand/Other: 0
Disposition: Committed suicide

Edgefield

Women: 0 Men: 1 Total: 1 Avg Age: 25
Whites: 0 Blacks: 1 Hispanic/Other: 0
Gun: 1 Knife: 0 Hand/Other: 0
Disposition: Awaiting trial

Fairfield

Women: 0 Men: 0 Total: 0 Avg Age: 0
Whites: 0 Blacks: 0 Hispanic/Other: 0
Gun: 0 Knife: 0 Hand/Other: 0
Disposition:

Florence

Women: 1 Men: 0 Total: 1 Avg Age: 34
Whites: 0 Blacks: 1 Hispanic/Other: 0
Gun: 1 Knife: 0 Hand/Other: 0
Disposition: Awaiting trial

Georgetown

Women: 1 Men: 0 Total: 1 Avg Age: 31
Whites: 0 Blacks: 1 Hispanic/Other: 0
Gun: 1 Knife: 0 Hand/Other: 0
Disposition: Guilty plea, sentenced to 21 years

Greenville

Women: 5 Men: 0 Total: 5 Avg Age: 36
Whites: 4 Blacks: 1 Hispanic/Other: 0
Gun: 4 Knife: 1 Hand/Other: 0
Disposition: 2 awaiting trial, 2 committed suicide, 1 pled guilty, sentenced to 30 years

Greenwood

Women: 2 Men: 0 Total: 2 Avg Age: 33
Whites: 1 Blacks: 1 Hispanic/Other: 0
Gun: 2 Knife: 0 Hand/Other: 0
Disposition: 2 committed suicide

Hampton

Women: 0 Men: 0 Total: 0 Avg Age: 0
Whites: 0 Blacks: 0 Hispanic/Other: 0
Gun: 0 Knife: 0 Hand/Other: 0
Disposition:

Horry

Women: 2 Men: 3 Total: 5 Avg Age: 45
Whites: 3 Blacks: 2 Hispanic/Other: 0
Gun: 4 Knife: 1 Hand/Other: 0
Disposition: 3 awaiting trial, 2 committed suicide

Jasper

Women: 0 Men: 0 Total: 0 Avg Age: 0
Whites: 0 Blacks: 0 Hispanic/Other: 0
Gun: 0 Knife: 0 Hand/Other: 0
Disposition:

Kershaw

Women: 0 Men: 0 Total: 0 Avg Age: 0
Whites: 0 Blacks: 0 Hispanic/Other: 0
Gun: 0 Knife: 0 Hand/Other: 0
Disposition:

Lancaster

Women: 3 Men: 0 Total: 3 Avg Age: 43
Whites: 3 Blacks: 0 Hispanic/Other: 0
Gun: 2 Knife: 1 Hand/Other: 0
Disposition: 2 awaiting trial, 1 guilty plea sentenced to 25 years

Laurens

Women: 1 Men: 0 Total: 1 Avg Age: 19
Whites: 1 Blacks: Hispanic/Other: 0
Gun: 0 Knife: 0 Hand/Other: 1
Disposition: Awaiting trial

Lee

Women: 0 Men: 0 Total: 0 Avg Age: 0
Whites: 0 Blacks: 0 Hispanic/Other: 0
Gun: 0 Knife: 0 Hand/Other: 0
Disposition:

Lexington

Women: 0 Men: 0 Total: 0 Avg Age: 0
Whites: 0 Blacks: 0 Hispanic/Other: 0
Gun: 0 Knife: 0 Hand/Other: 0
Disposition:

Marion

Women: 0 Men: 0 Total: 0 Avg Age: 0
Whites: 0 Blacks: 0 Hispanic/Other: 0
Gun: 0 Knife: 0 Hand/Other: 0
Disposition:

Marlboro

Women: 0 Men: 0 Total: 0 Avg Age: 0
Whites: 0 Blacks: 0 Hispanic/Other: 0
Gun: 0 Knife: 0 Hand/Other: 0
Disposition:

McCormick

Women: 0 Men: 0 Total: 0 Avg Age: 0
Whites: 0 Blacks: 0 Hispanic/Other: 0
Gun: 0 Knife: 0 Hand/Other: 0
Disposition:

Newberry

Women: 3 Men: 0 Total: 3 Avg Age: 51
Whites: 2 Blacks: 1 Hispanic/Other: 0
Gun: 2 Knife: 1 Hand/Other: 0
Disposition: 1 committed suicide, 1 died in jail, 1 guilty plea sentenced to 30 years

Oconee

Women: 1 Men: 0 Total: 1 Avg Age: 58
Whites: 1 Blacks: 0 Hispanic/Other: 0
Gun: 1 Knife: 0 Hand/Other: 0
Disposition: Committed suicide

Orangeburg

Women: 0 Men: 1 Total: 1 Avg Age: 48
Whites: 1 Blacks: 0 Hispanic/Other: 0
Gun: 0 Knife: 1 Hand/Other: 0
Disposition: Committed suicide

Pickens

Women: 1 Men: 0 Total: 1 Avg Age: 39
Whites: 1 Blacks: 0 Hispanic/Other: 0
Gun: 1 Knife: 0 Hand/Other: 0
Disposition: Committed suicide

Richland

Women: 5 Men: 0 Total: 5 Avg Age: 35
Whites: 0 Blacks: 4 Hispanic/Other: 1
Gun: 4 Knife: 1 Hand/Other: 0
Disposition: 3 awaiting trial, 1 committed suicide, 1 pled guilty sentenced to 60 years

Saluda

Women:	1	Men:	0	Total:	1	Avg Age:	61
Whites:	1	Blacks:	0	Hispanic/Other:	0		
Gun:	1	Knife:	0	Hand/Other:	0		
Disposition:	Committed suicide						

Spartanburg

Women:	0	Men:	1	Total:	1	Avg Age:	20
Whites:	1	Blacks:	0	Hispanic/Other:	0		
Gun:	1	Knife:	0	Hand/Other:	0		
Disposition:	Awaiting trial						

Sumter

Women:	0	Men:	0	Total:	0	Avg Age:	0
Whites:	0	Blacks:	0	Hispanic/Other:	0		
Gun:	0	Knife:	0	Hand/Other:	0		
Disposition:							

Union

Women:	0	Men:	0	Total:	0	Avg Age:	0
Whites:	0	Blacks:	0	Hispanic/Other:	0		
Gun:	0	Knife:	0	Hand/Other:	0		
Disposition:							

Williamsburg

Women:	0	Men:	0	Total:	0	Avg Age:	0
Whites:	0	Blacks:	0	Hispanic/Other:	0		
Gun:	0	Knife:	0	Hand/Other:	0		
Disposition:							

York

Women:	1	Men:	0	Total:	1	Avg Age:	81
Whites:	1	Blacks:	0	Hispanic/Other:	0		
Gun:	1	Knife:	0	Hand/Other:	0		
Disposition:	Committed suicide						