



The South Carolina Silent Witness Story

Report on Domestic Violence Homicide Victims from 2015

Sarah Peters
October 4, 2016

This year's ceremony will mark the nineteenth anniversary of Silent Witness.

In 2015, there were a total of 47 people murdered by a household member, according to the South Carolina¹² definition. Of those 47 people, 35 were women, constituting 74 percent of the total, and 12 were men, constituting 26 percent of the total.

The demographics of the victims were as follows: 66 percent were White and 34 percent were African American. The average age of these victims was 41 years old.

The Office of the Attorney General, through its S.T.O.P. Violence Against Women program, collected the data by contacting every sheriff's office, coroner's office, police department and solicitor's office in the state. Those offices were provided with a victim information sheet to complete and asked to provide any incident reports related to domestic homicide victims. As always, these offices were gracious and provided this Office with an abundance of information. In addition, all information was cross-checked for accuracy with the records of the South Carolina Law Enforcement Division.

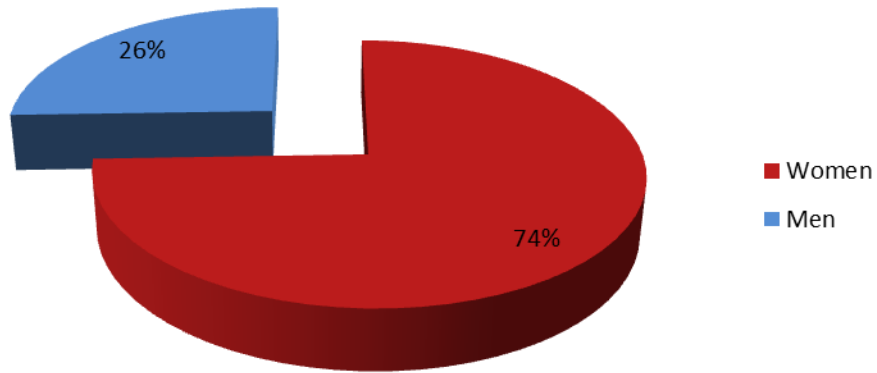
Nineteen counties reported one or more domestic homicides for 2015.

Guns were the primary weapon used in these homicides. In 64 percent of the cases, a gunshot wound was listed as the primary cause of death. Knives were used in 15 percent of the cases, and 21 percent were from other causes. The courts have disposed of seven cases: one defendant was found guilty in a jury trial, six defendants have pled guilty. Twenty-eight trials are pending, ten defendants have committed suicide, one defendant died while awaiting trial, and one defendant died on scene.

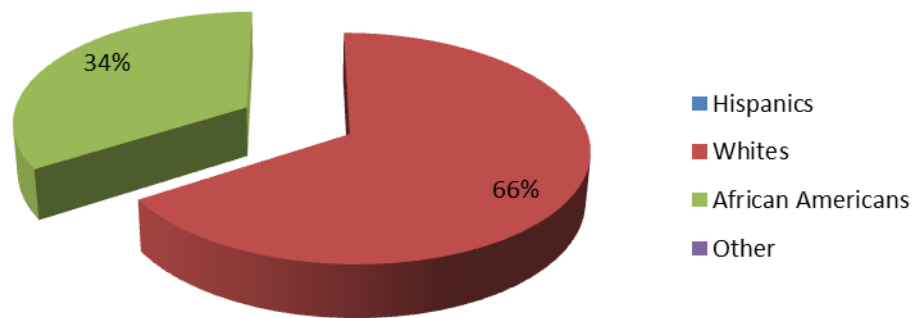
Attached to this document are county-by-county statistics and statewide graphs depicting the statistics mentioned in this report.

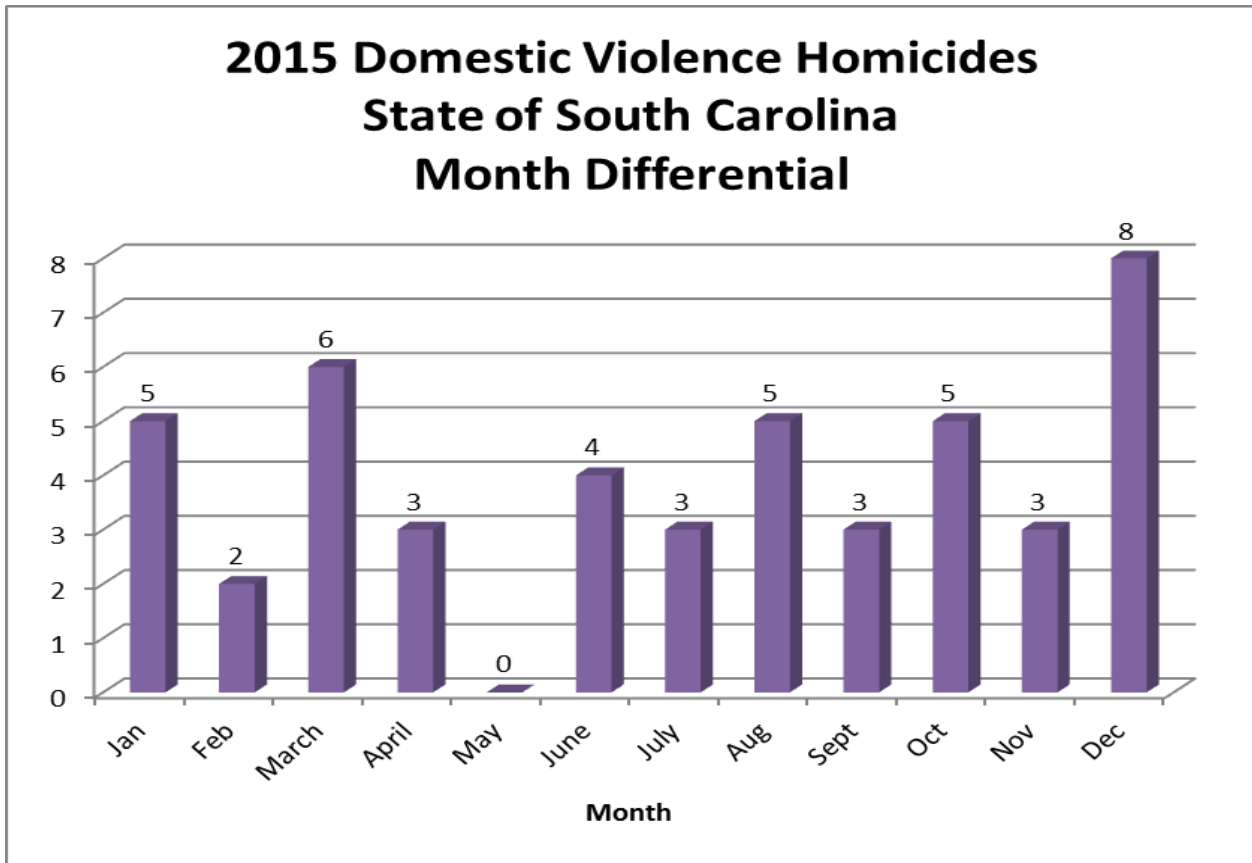
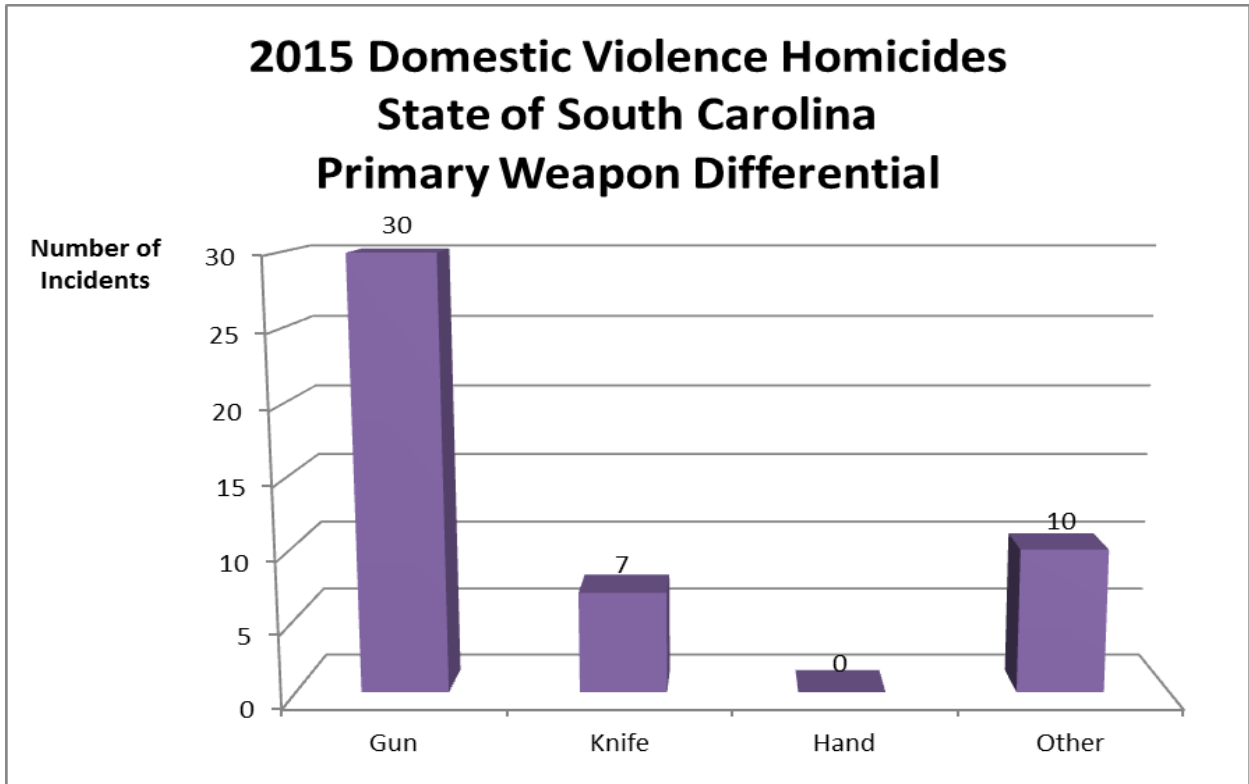
¹²S.C. Code §16-25-10 defines "household members" as spouses, former spouses, persons who have a child in common, or a male and female who are cohabiting or formerly have cohabited.

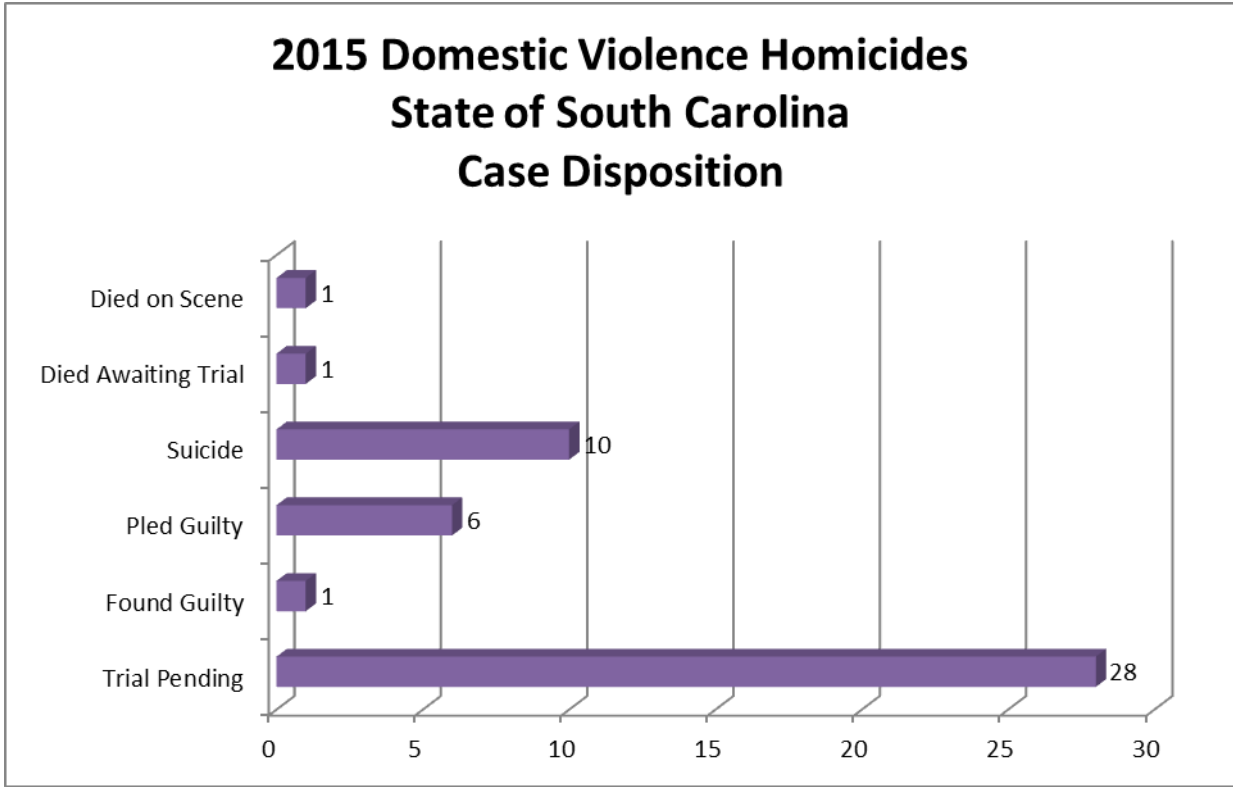
2015 Domestic Violence Homicides State of South Carolina Gender Differential



2015 Domestic Violence Homicides State of South Carolina Race Differential







County Statistics

Abbeville

Women: 0 Men: 0 Total: 0 Avg Age: 0
Whites: 0 Blacks: 0 Hispanic/Other: 0
Gun: 0 Knife: 0 Hand/Other: 0
Disposition:

Aiken

Women: 3 Men: 1 Total: 4 Avg Age: 42
Whites: 4 Blacks: 0 Hispanic/Other: 0
Gun: 4 Knife: 0 Hand/Other: 0
Disposition: 2 Awaiting Trial, 2 Pled Guilty

Allendale

Women: 0 Men: 0 Total: 0 Avg Age: 0
Whites: 0 Blacks: 0 Hispanic/Other: 0
Gun: 0 Knife: 0 Hand/Other: 0
Disposition:

Anderson

Women: 3 Men: 0 Total: 3 Avg Age: 39
Whites: 2 Blacks: 1 Hispanic/Other: 0
Gun: 2 Knife: 0 Hand/Other: 1
Disposition: 3 Committed Suicide

Bamberg

Women: 0 Men: 0 Total: 0 Avg Age: 0
Whites: 0 Blacks: 0 Hispanic/Other: 0
Gun: 0 Knife: 0 Hand/Other: 0
Disposition:

Barnwell

Women: 0 Men: 0 Total: 0 Avg Age: 0
Whites: 0 Blacks: 0 Hispanic/Other: 0
Gun: 0 Knife: 0 Hand/Other: 0
Disposition:

Beaufort

Women: 1 Men: 1 Total: 2 Avg Age: 28
Whites: 2 Blacks: 0 Hispanic/Other: 0
Gun: 2 Knife: 0 Hand/Other: 0
Disposition: 1 Awaiting Trial, 1 Guilty Conviction

Berkeley

Women: 0 Men: 1 Total: 1 Avg Age: 85
Whites: 1 Blacks: 0 Hispanic/Other: 0
Gun: 1 Knife: 0 Hand/Other: 0
Disposition: 1 Awaiting Trial

Calhoun

Women: 0 Men: 1 Total: 1 Avg Age: 53
 Whites: 1 Blacks: 0 Hispanic/Other: 0
 Gun: 1 Knife: 0 Hand/Other: 0
 Disposition: 1 Awaiting Trial

Charleston

Women: 5 Men: 2 Total: 7 Avg Age: 43
 Whites: 3 Blacks: 4 Hispanic/Other: 0
 Gun: 4 Knife: 2 Hand/Other: 1
 Disposition: 5 Awaiting Trial, 1 Guilty Plea, 1 Committed Suicide

Cherokee

Women: 0 Men: 0 Total: 0 Avg Age: 0
 Whites: 0 Blacks: 0 Hispanic/Other: 0
 Gun: 0 Knife: 0 Hand/Other: 0
 Disposition:

Chester

Women: 0 Men: 0 Total: 0 Avg Age: 0
 Whites: 0 Blacks: 0 Hispanic/Other: 0
 Gun: 0 Knife: 0 Hand/Other: 0
 Disposition:

Chesterfield

Women: 1 Men: 0 Total: 1 Avg Age: 33
 Whites: 1 Blacks: 0 Hispanic/Other: 0
 Gun: 1 Knife: 0 Hand/Other: 0
 Disposition: 1 Awaiting Trial

Clarendon

Women: 0 Men: 1 Total: 1 Avg Age: 23
 Whites: 0 Blacks: 1 Hispanic/Other: 0
 Gun: 0 Knife: 1 Hand/Other: 0
 Disposition: 1 Awaiting Trial

Colleton

Women: 0 Men: 0 Total: 0 Avg Age: 0
 Whites: 0 Blacks: 0 Hispanic/Other: 0
 Gun: 0 Knife: 0 Hand/Other: 0
 Disposition:

Darlington

Women: 0 Men: 0 Total: 0 Avg Age: 0
 Whites: 0 Blacks: 0 Hispanic/Other: 0
 Gun: 0 Knife: 0 Hand/Other: 0
 Disposition:

Dillon

Women: 0 Men: 0 Total: 0 Avg Age: 0
Whites: 0 Blacks: 0 Hispanic/Other: 0
Gun: 0 Knife: 0 Hand/Other: 0
Disposition:

Dorchester

Women: 0 Men: 0 Total: 0 Avg Age: 0
Whites: 0 Blacks: 0 Hispanic/Other: 0
Gun: 0 Knife: 0 Hand/Other: 0
Disposition:

Edgefield

Women: 1 Men: 0 Total: 1 Avg Age: 29
Whites: 1 Blacks: 0 Hispanic/Other: 0
Gun: 1 Knife: 0 Hand/Other: 0
Disposition: 1 Awaiting Trial

Fairfield

Women: 0 Men: 0 Total: 0 Avg Age: 0
Whites: 0 Blacks: 0 Hispanic/Other: 0
Gun: 0 Knife: 0 Hand/Other: 0
Disposition:

Florence

Women: 1 Men: 0 Total: 1 Avg Age: 42
Whites: 0 Blacks: 1 Hispanic/Other: 0
Gun: 0 Knife: 0 Hand/Other: 1
Disposition: 1 Awaiting Trial

Georgetown

Women: 0 Men: 0 Total: 0 Avg Age: 0
Whites: 0 Blacks: 0 Hispanic/Other: 0
Gun: 0 Knife: 0 Hand/Other: 0
Disposition:

Greenville

Women: 2 Men: 1 Total: 3 Avg Age: 53
Whites: 2 Blacks: 1 Hispanic/Other: 0
Gun: 3 Knife: 0 Hand/Other: 0
Disposition: 1 Awaiting Trial, 1 Committed Suicide, 1 Died Awaiting Trial

Greenwood

Women: 0 Men: 0 Total: 0 Avg Age: 0
Whites: 0 Blacks: 0 Hispanic/Other: 0
Gun: 0 Knife: 0 Hand/Other: 0
Disposition:

Hampton

Women: 0 Men: 0 Total: 0 Avg Age: 0
Whites: 0 Blacks: 0 Hispanic/Other: 0
Gun: 0 Knife: 0 Hand/Other: 0
Disposition:

Horry

Women: 1 Men: 0 Total: 1 Avg Age: 29
Whites: 1 Blacks: 0 Hispanic/Other: 0
Gun: 0 Knife: 0 Hand/Other: 1
Disposition: 1 Awaiting Trial

Jasper

Women: 1 Men: 0 Total: 1 Avg Age: 46
Whites: 0 Blacks: 1 Hispanic/Other: 0
Gun: 1 Knife: 0 Hand/Other: 0
Disposition: 1 Guilty Plea

Kershaw

Women: 0 Men: 0 Total: 0 Avg Age: 0
Whites: 0 Blacks: 0 Hispanic/Other: 0
Gun: 0 Knife: 0 Hand/Other: 0
Disposition:

Lancaster

Women: 0 Men: 0 Total: 0 Avg Age: 0
Whites: 0 Blacks: 0 Hispanic/Other: 0
Gun: 0 Knife: 0 Hand/Other: 0
Disposition:

Laurens

Women: 0 Men: 1 Total: 1 Avg Age: 52
Whites: 1 Blacks: 0 Hispanic/Other: 0
Gun: 0 Knife: 0 Hand/Other: 1
Disposition: 1 Awaiting Trial

Lee

Women: 0 Men: 0 Total: 0 Avg Age: 0
Whites: 0 Blacks: 0 Hispanic/Other: 0
Gun: 0 Knife: 0 Hand/Other: 0
Disposition:

Lexington

Women: 4 Men: 0 Total: 4 Avg Age: 51
Whites: 4 Blacks: 0 Hispanic/Other: 0
Gun: 2 Knife: 0 Hand/Other: 2
Disposition: 2 Awaiting Trial, 1 Committed Suicide, 1 pled guilty

Marion

Women: 0 Men: 0 Total: 0 Avg Age: 0
Whites: 0 Blacks: 0 Hispanic/Other: 0
Gun: 0 Knife: 0 Hand/Other: 0
Disposition:

Marlboro

Women: 0 Men: 0 Total: 0 Avg Age: 0
Whites: 0 Blacks: 0 Hispanic/Other: 0
Gun: 0 Knife: 0 Hand/Other: 0
Disposition:

McCormick

Women: 0 Men: 0 Total: 0 Avg Age: 0
Whites: 0 Blacks: 0 Hispanic/Other: 0
Gun: 0 Knife: 0 Hand/Other: 0
Disposition:

Newberry

Women: 0 Men: 0 Total: 0 Avg Age: 0
Whites: 0 Blacks: 0 Hispanic/Other: 0
Gun: 0 Knife: 0 Hand/Other: 0
Disposition:

Oconee

Women: 0 Men: 0 Total: 0 Avg Age: 0
Whites: 0 Blacks: 0 Hispanic/Other: 0
Gun: 0 Knife: 0 Hand/Other: 0
Disposition:

Orangeburg

Women: 3 Men: 0 Total: 3 Avg Age: 30
Whites: 1 Blacks: 2 Hispanic/Other: 0
Gun: 1 Knife: 2 Hand/Other: 0
Disposition: 3 Awaiting Trial

Pickens

Women: 0 Men: 0 Total: 0 Avg Age: 0
Whites: 0 Blacks: 0 Hispanic/Other: 0
Gun: 0 Knife: 0 Hand/Other: 0
Disposition:

Richland

Women: 2 Men: 1 Total: 3 Avg Age: 52
Whites: 1 Blacks: 2 Hispanic/Other: 0
Gun: 3 Knife: 0 Hand/Other: 0
Disposition: 1 Awaiting Trial, 2 Committed Suicide

Saluda

Women:	0	Men:	0	Total:	0	Avg Age:	0
Whites:	0	Blacks:	0	Hispanic/Other:	0		
Gun:	0	Knife:	0	Hand/Other:	0		
Disposition:							

Spartanburg

Women:	5	Men:	2	Total:	7	Avg Age:	33
Whites:	4	Blacks:	3	Hispanic/Other:	0		
Gun:	2	Knife:	3	Hand/Other:	2		
Disposition:	4 Awaiting Trial, 1 Guilty Plea, 1 Committed Suicide, 1 Died on Scene						

Sumter

Women:	0	Men:	0	Total:	0	Avg Age:	0
Whites:	0	Blacks:	0	Hispanic/Other:	0		
Gun:	0	Knife:	0	Hand/Other:	0		
Disposition:							

Union

Women:	0	Men:	0	Total:	0	Avg Age:	0
Whites:	0	Blacks:	0	Hispanic/Other:	0		
Gun:	0	Knife:	0	Hand/Other:	0		
Disposition:							

Williamsburg

Women:	0	Men:	0	Total:	0	Avg Age:	0
Whites:	0	Blacks:	0	Hispanic/Other:	0		
Gun:	0	Knife:	0	Hand/Other:	0		
Disposition:							

York

Women:	2	Men:	0	Total:	2	Avg Age:	41
Whites:	2	Blacks:	0	Hispanic/Other:	0		
Gun:	1	Knife:	0	Hand/Other:	1		
Disposition:	1 Guilty Plea, 1 Committed Suicide						